

Durchmesser (äußenes Schnellverspann, cw = 0.02, Stahlstützhöhe = 400m) [mm]

50

30

40

120

140

160

180

200

220

240

260

280

300

320

340

360

380

400

420

440

460

480

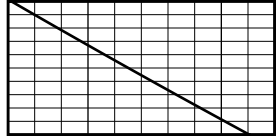
500

Gerüstgewicht [g]

Höhe des Stahlstützes [m AStL]

200

400

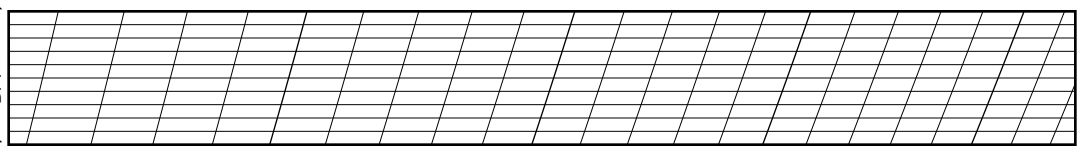


Dichte

[g/m³]

100

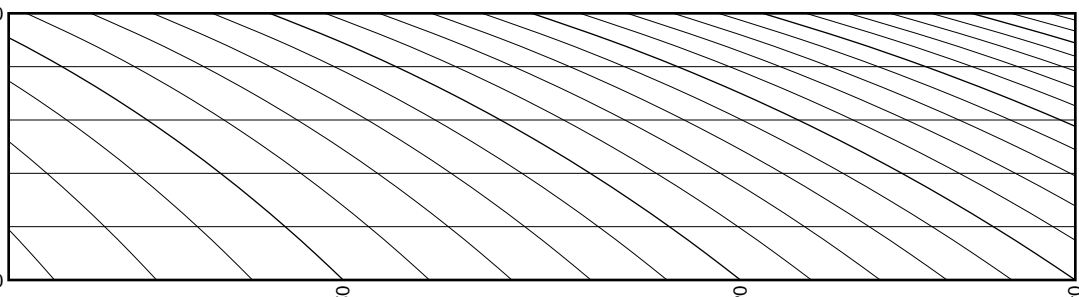
1500



c^w

0.8

0.3



Durchmesser [mm]

50

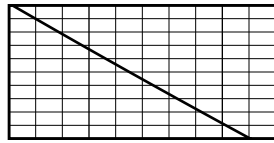
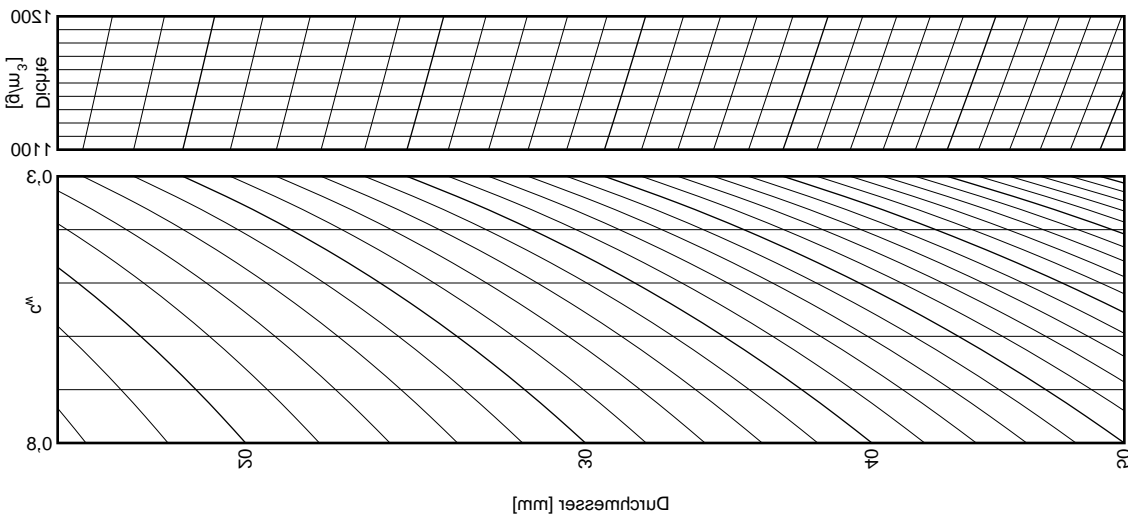
30

40


© 2005 Stahlbau 8005-T005

C-A

D-E



Höhe des Stahlstützes [m ASt]



Durchmesser (angenähertes Schnellverfahren) $c_w = 0.62$, Stahlstützhöhe = 4000 [mm]

Durchmesser (äußenäheres Schnellverfahren, $w = 0.62$, Stahlrohrhöhe = 400mm) [mm]

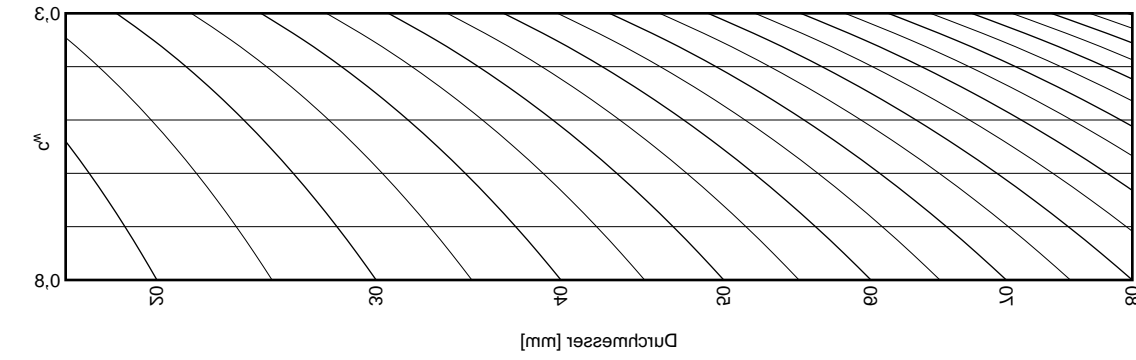
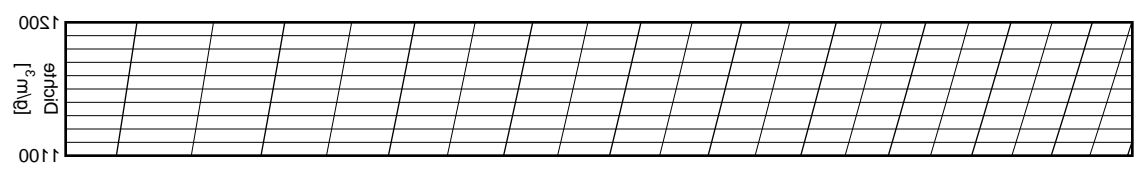
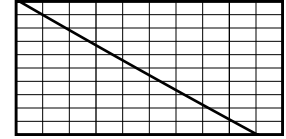
08
0T
02
04
06
08
10
12
14
16
18
20
22
24
26
28
30
32
34
36
38
40
42
44
46
48
50

Freigewicht [kG]

5.0 6.0 7.0 8.0 9.0 10.0 11.0 12.0 13.0 14.0 15.0 16.0 17.0 18.0 19.0 20.0 21.0 22.0 23.0 24.0 25.0 26.0 27.0 28.0 29.0 30.0 31.0 32.0 33.0 34.0 35.0 36.0 37.0 38.0 39.0 40.0 41.0 42.0 43.0 44.0 45.0 46.0 47.0 48.0 49.0 50.0

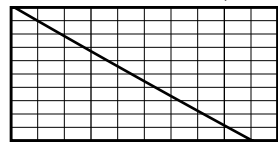
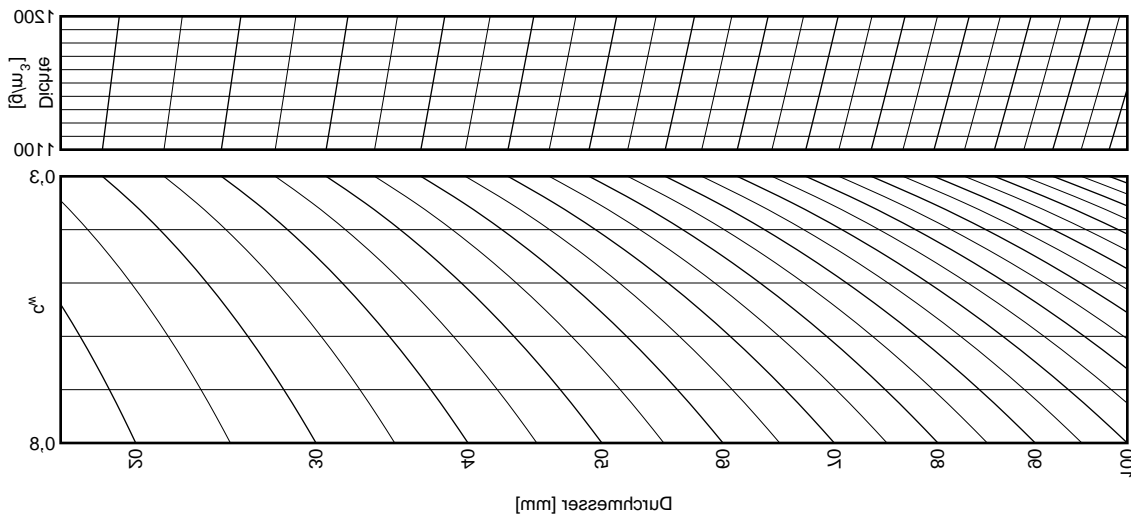
Höhe des Stahlstützes [m AStL]

000
200




FC

H₂



Höhe des Stauplastes $[m \text{ ASt}]$

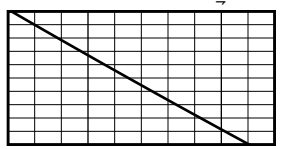
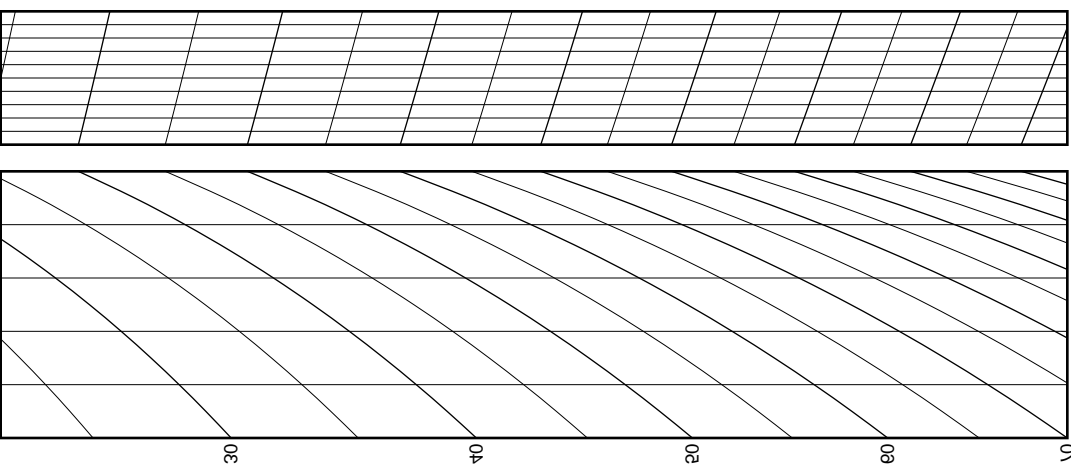


Durchmesser (äußeres Schneckenpaar) $c_w = 0.62$, Stauplasthöhe = 400 mm


0.0 0.2 0.4 0.6 0.8 1.0 2.0 3.0 4.0

© 2005, TUM, 8005, TUM

© 2005, 2008, 2010, 2011
 Dichtung
 [g/m³]



Höhe des Stahlstanzes [mm]

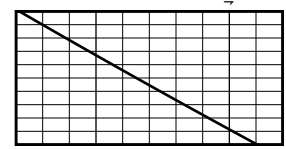
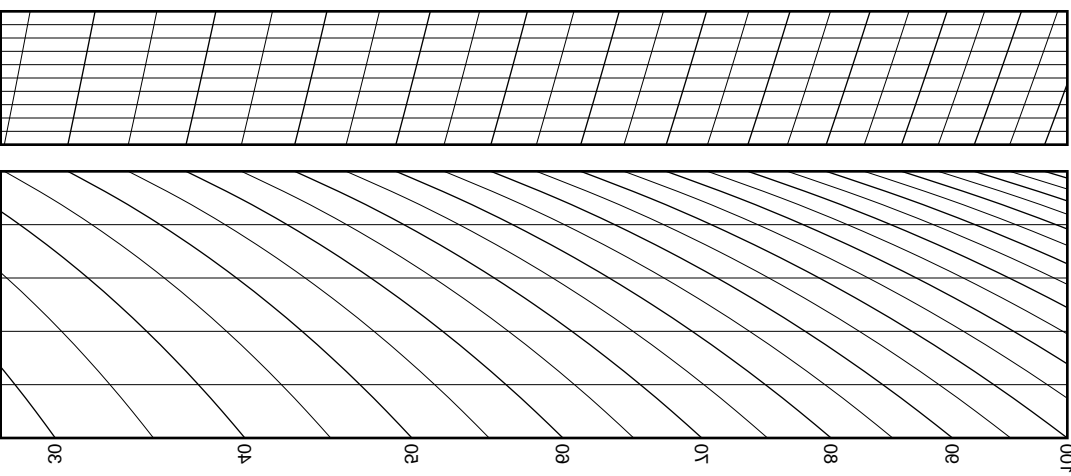


Gewicht [kg]

Durchmesser (äußeres Schnellvershren, cw = 0.02, Stahlstzrhre = 400m) [mm]


3.1.1

© 2005 Technische Universität München
Dichte [g/cm^3]


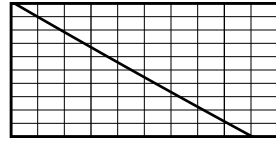
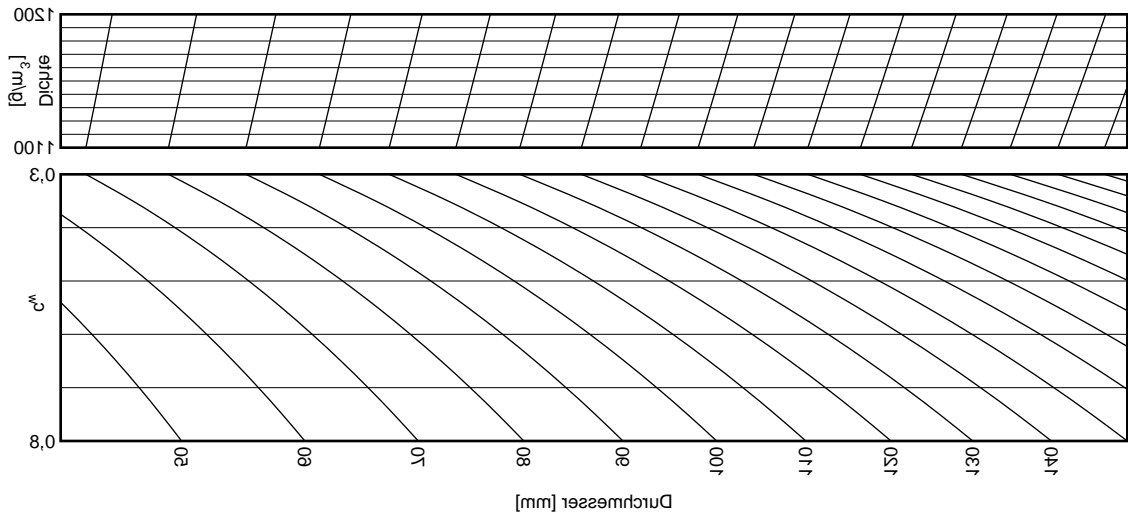


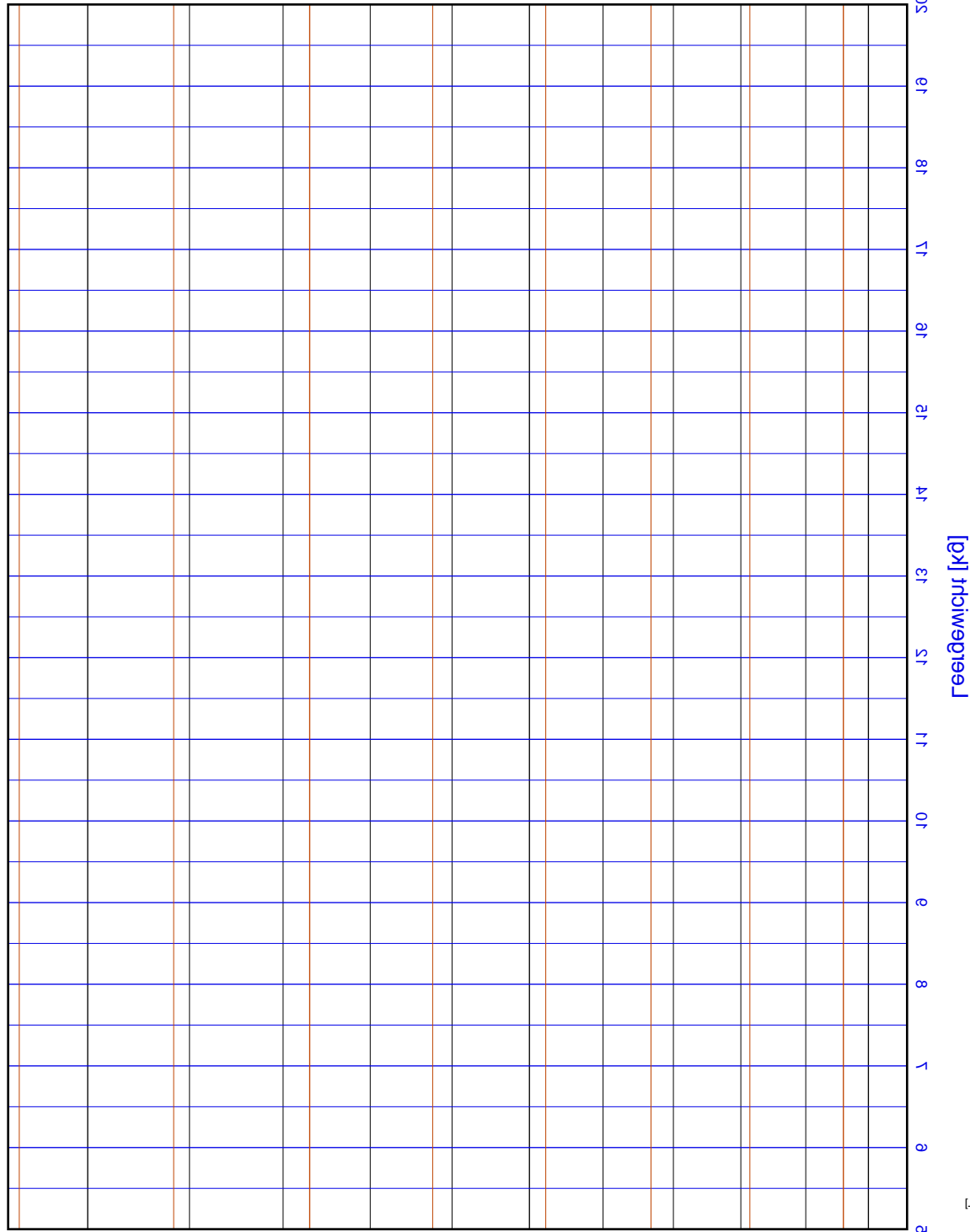
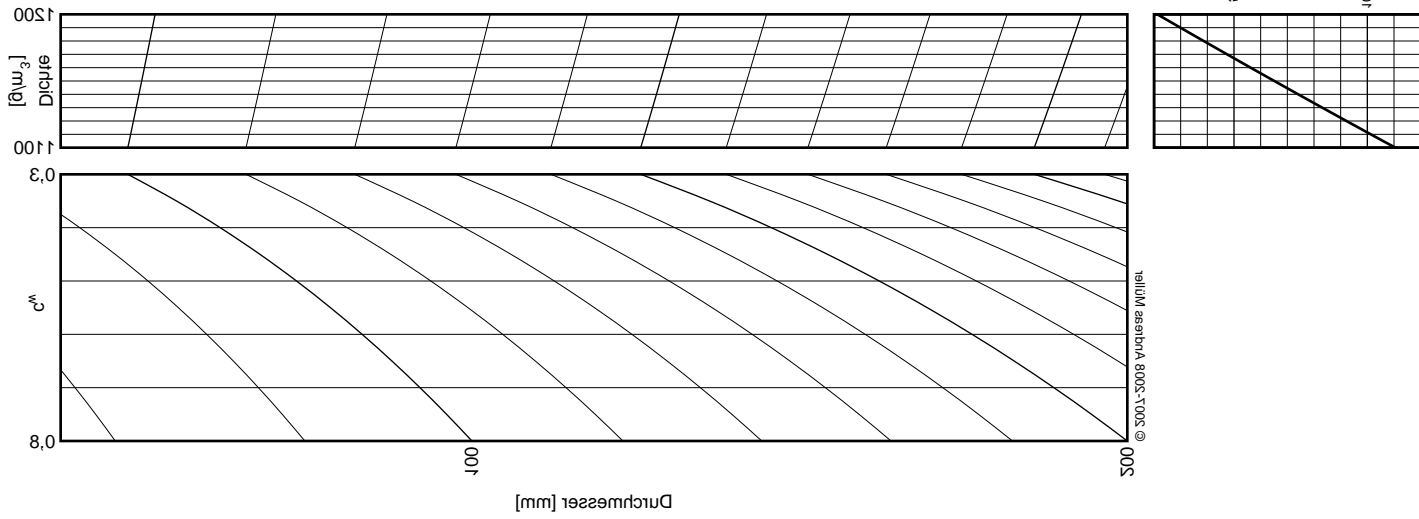
Höhe des Stahlstützes [m ASt]

0.000
0.002



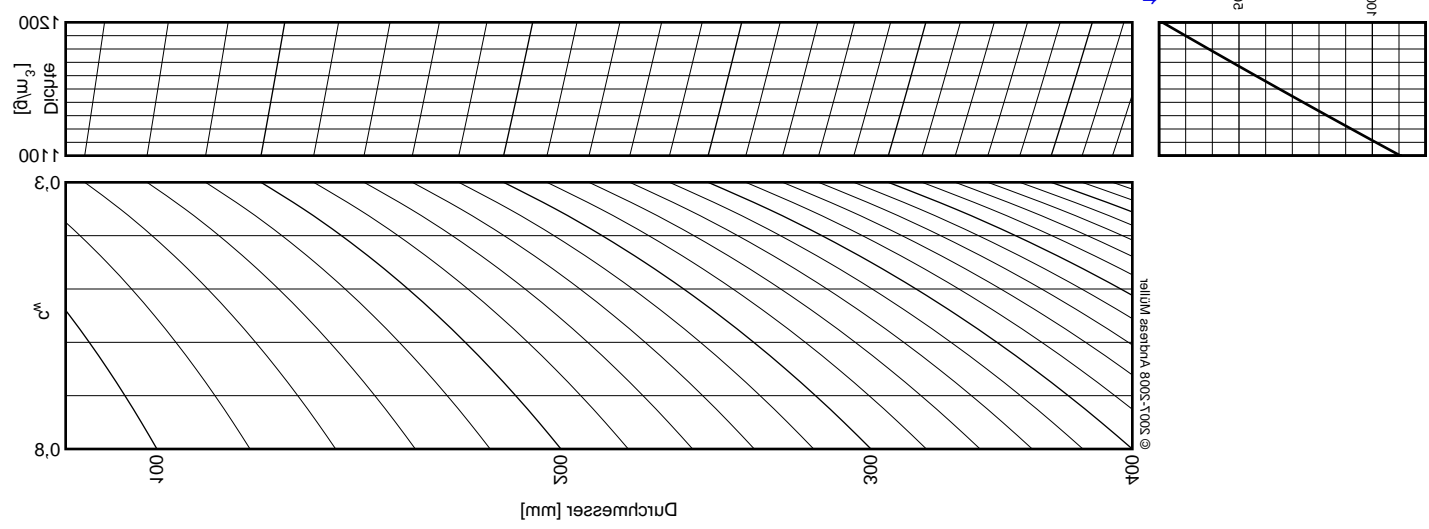
Durchmesser [mm]





1.2.1

Durchmesser (augensichtliches Schnellverfahren, $w_s = 0.65$, Stahlstützhöhe = 400mm) [mm]



Höhe des Stahlstützes [m AStL]

0.002

0.000

Gerätegewicht [kg]

20

30

40

100

200

300

400

Durchmesser [mm]

100

200

300

400

1500

1000

3.0

2.0

0.8

1.0

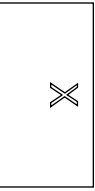
100

200

300

400

© 2005, T005, T006
Tallim Asaph/A



Durchmesser (angenähertes Schnevelverfahren, $w = 0.65$, Stahlstützhöhe = 400mm) [mm]

